


The new system B¹

NEW

Previous product range

B¹ one-gang box
1255-01

Conduits: 6 × Ø20/25 mm
Cables: 6 × max. 16 mm




Devices



One-gang box
1255-40

B¹ one-gang junction box
1265-01

Conduits: 7 × Ø20/25 mm
Cables: 7 × max. 16 mm




Device + Junction



One-gang junction box
1265-40

B¹ large conduit one-gang junction box
1260-01

Conduits: 3 × Ø32/40 mm
Cables: 3 × max. 16 mm




Device + Junction
Large conduit



One-gang junction box
1260-40

B¹ electronics box
1268-01

Conduits: 7 × Ø20/25 mm; 2 × Ø32/40 mm
Cables: 7 × max. 16 mm




Device + Electronic
modul




Electronics box
1268-40

B¹ two-gang junction box
1269-01

Conduits: 7 × Ø20/25 mm; 2 × Ø32/40 mm
Cables: 7 × max. 16 mm




2-gang device
+ Junction



Two-gang junction box
1269-40

B¹ wall light connection box
1248-01

Conduits: 6 × Ø20/25 mm
Cables: 6 × max. 16 mm




Wall light



Wall light connection box
1248-40

B¹ universal wall exit
1248-03

Conduits: 6 × Ø20/25 mm
Cables: 6 × max. 16 mm



Wall light
(Screw-on surface)

NEW



Product film
mounting

B¹ Prefix® wall exit adapter and system wing set

M32 1211-32 M25 1211-25 M20 1211-20 1211-00

Fixing accessories
(attachment to the reinforcement)

NEW



Short trailer
installation

KAISER GmbH & Co. KG

Ramsloh 4 · 58579 Schalksmühle
GERMANY

Tel. +49 (0)23 55/809-0 · Fax +49 (0)23 55/809-21
www.kaiser-elektro.de · info@kaiser-elektro.de

KAISER


The new system B¹

NEW

Previous product range

B¹ domed box 45° 1249-11

Conduits: 4 × Ø20/25 mm
Cables: 4 × max. 16 mm



Luminaire
Ø 60 mm

Ceiling box 45° 1249-50



Domed box 45° 1249-44



B¹ domed box 45° 1249-12

Conduits: 4 × Ø20/25 mm
Cables: 4 × max. 16 mm



Luminaire
Ø 35 mm

Ceiling box 45° 1248-50




Domed box 45° 1248-44



B¹ ceiling junction box 1265-11

Conduits: 7 × Ø20/25 mm
Cables: 7 × max. 16 mm




Device/Luminaire
+ Junction
Ø 60 mm



Ceiling junction box 1265-50

B¹ ceiling junction box 1265-12

Conduits: 7 × Ø20/25 mm
Cables: 7 × max. 16 mm




Luminaire +
Junction
Ø 35 mm



Ceiling junction box 1264-50

B¹ large conduit ceiling junction box 1260-11

Conduits: 3 × Ø32/40 mm
Cables: 3 × max. 16 mm



Device/Luminaire
+ Junction (Large conduit)
Ø 60 mm



Ceiling large conduit box 1260-50

B¹ universal ceiling exit 1265-13

Conduits: 7 × Ø20/25 mm
Cables: 7 × max. 16 mm



Surface-mounted
device + Junction **NEW**
(Screw-on surface)

B¹ universal ceiling exit 45° 1249-13

Conduits: 4 × Ø20/25 mm
Cables: 4 × max. 16 mm



Surface-mounted
device **NEW**
(Screw-on surface)

B¹ system overview



Product film
installation



KAISER GmbH & Co. KG

Ramsloh 4 · 58579 Schalksmühle
GERMANY

Tel. +49 (0)23 55/809-0 · Fax +49 (0)23 55/809-21
www.kaiser-elektro.de · info@kaiser-elektro.de

KAISER